


RJ11-17-GPT

# Quick Start Guide

# CHEFMAN® PROGRAMMABLE ELECTRIC KETTLE



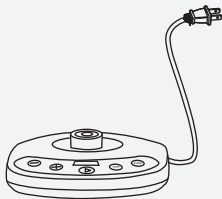
Kettle and Base



Tea Infuser and Holder



Reusable Mesh Filter



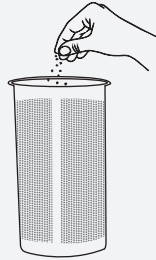
### STEP 1

Plug in Kettle.



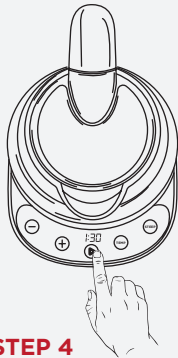
### STEP 2

Fill Kettle with water. Place on base.




### STEP 3 (Optional)

Fill Tea Infuser with tea. Press the STEEP button. Use - and + buttons to set steep time. Press STEEP button again to set.



### STEP 4

Set TEMP (see User Guide) or press PLAY button. The Kettle will begin heating until it reaches set temperature.



### STEP 5 (Optional)

Once Kettle reaches set temperature, insert the Tea Infuser into the holder and press STEEP button to set steep timer. Remove Tea Infuser when steep timer expires.



### STEP 6

Turn Kettle OFF by pressing the PLAY button.

**IMPORTANT:** Check the User Guide for detailed instructions and information about your Programmable Electric Kettle.

**NOTE:** The Programmable Electric Kettle is equipped with boil-dry protection; it will shut off when it's not filled with enough water. Always ensure the water is at the MIN fill line before heating.

## Cleaning & Maintenance:

### Cleaning the Kettle

1. Unplug the Kettle and allow it to cool.
2. Once it's completely cool, gently wipe down exterior of Kettle with a damp cloth or paper towel.
3. If desired, remove the tea infuser holder by pulling upwards. Rinse the inside of the Kettle with water. Use a couple of drops of soap if necessary.
4. For the best tasting hot water and tea, descale the Kettle regularly to remove any mineral deposits that may have accumulated over time.

### Descaling the Kettle

1. Fill Kettle with half water and half white vinegar up to the MIN fill line.
2. Heat Kettle to a boil.
3. Press PLAY to turn kettle OFF.
4. Let hot mixture sit for 20 minutes.
5. Carefully pour out water and rinse several times with fresh water.



## How to Steep Tea

1. Fill Tea Infuser with suggested amount of loose tea.
2. Once the Kettle reaches the set temperature, insert the Tea Infuser into the Holder for suggested amount of time, or press the STEEP button to set steep timer.
3. When tea is done steeping, use a protective mitt to lift the tea infuser's handle and remove Tea Infuser from Kettle.

**TIP:** When steep timer expires, Remove Tea Infuser right away to avoid over-steeping.



## Suggested Water and Loose Tea Amounts

Water	Loose Tea
.6L	2.5 teaspoons
.9L	4 teaspoons
1.2L	5 teaspoons
1.5L	6 teaspoons
1.7L	7 teaspoons



## Suggested Temperatures and Steeping Times

Tea Type	Water Temp	Tea Steeping Time
Delicate	160°F	1-2 Minutes
Green	175°F	2-3 Minutes
White	185°F	1-3 Minutes
Oolong	195°F	2-4 Minutes
Herbal	212°F	6 Minutes
Black	212°F	3-5 Minutes

Drink Type	Water Temp	Additional Instructions
Hot Cocoa	200°F	Transfer to a mug with hot cocoa and stir until dissolved.
French Press	200°F	Transfer to a French Press and steep for 4-5 minutes.

## Need Help?

Monday - Friday, 9 am to 5 pm



(888) 315-6553



customerservice@chefman.com